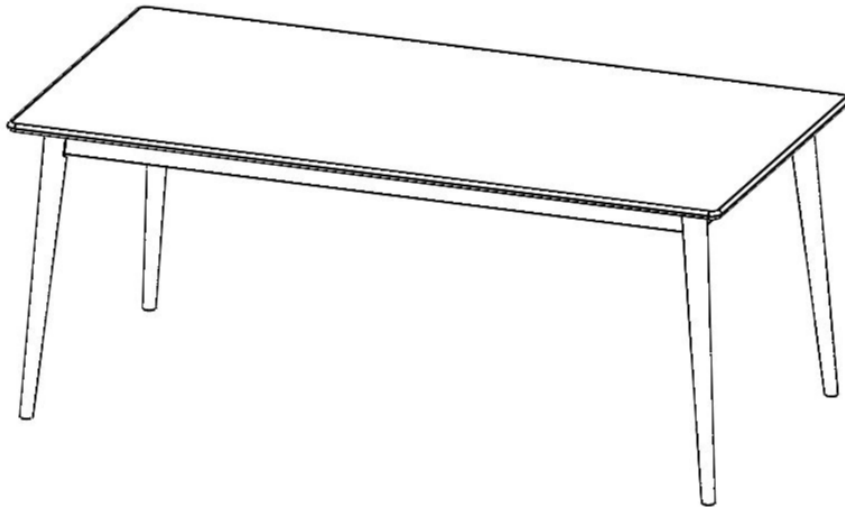


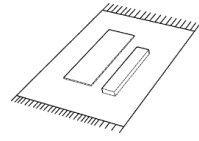


ASSEMBLY INSTRUCTION

# TYLER DINING TABLE RECTANGULAR







**ROWICO**

HOME



List of part		
	Description	N.o of pcs
<b>A</b>	<b>Bordstopp/Table top</b>	<b>1</b>
<b>B</b>	<b>Bordsben/Table legs</b>	<b>4</b>

List of hardware		
	Description	N.o of pcs
<b>a</b>	 <b>Hex bolt M8*30</b>	<b>8</b>
<b>b</b>	 <b>Washer Ø16/ Ø9</b>	<b>8</b>
<b>c</b>	 <b>Wooden dowel</b>	<b>4</b>
<b>d</b>	 <b>Allen key N.o 6</b>	<b>1</b>

Step 1

