

# ASSEMBLY INSTRUCTIONS

## MODEL : YUMI ROUND TABLE





Before you begin, please follow assembly instructions carefully, then follow them step by step.

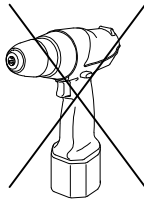


### PART LIST

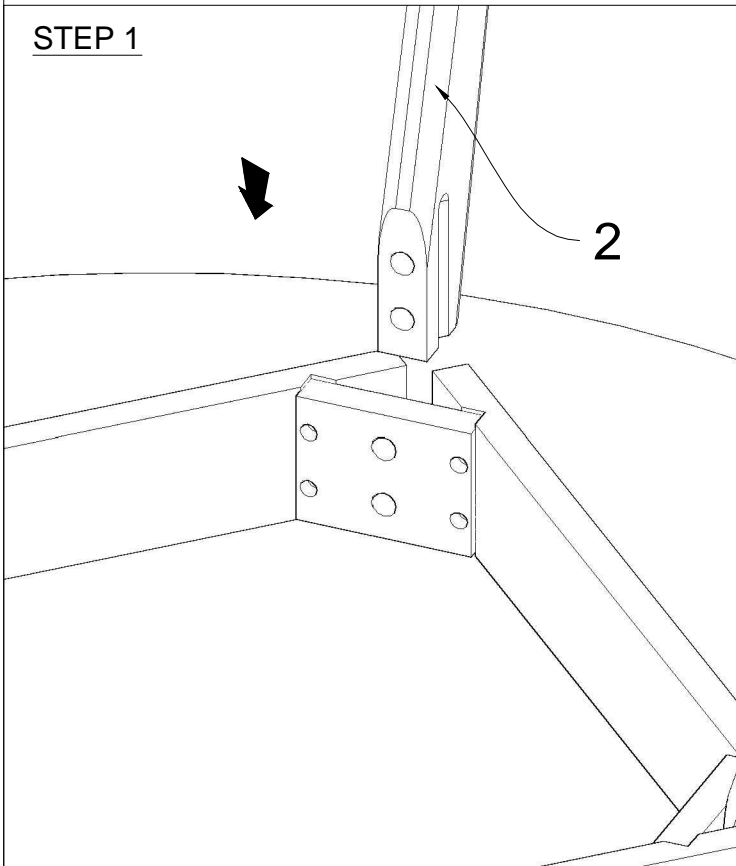
1	TOP PANEL	1 PC
2	TABLE LEG	4 PCS

### HARDWARE

A	HEX COMB 5/16 x 2"		8 PCS
B	SPRING WASHER 5/16		8 PCS
C	FLAT WASHER 5/16		8 PCS
D	SPANER		1 PC



### STEP 1



### STEP 2

