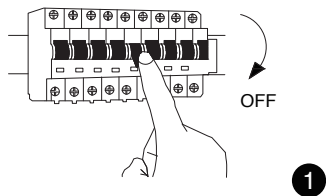
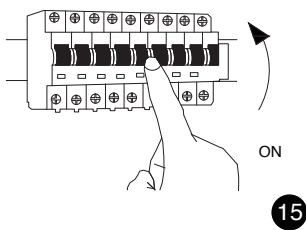


# NOVA LUCE


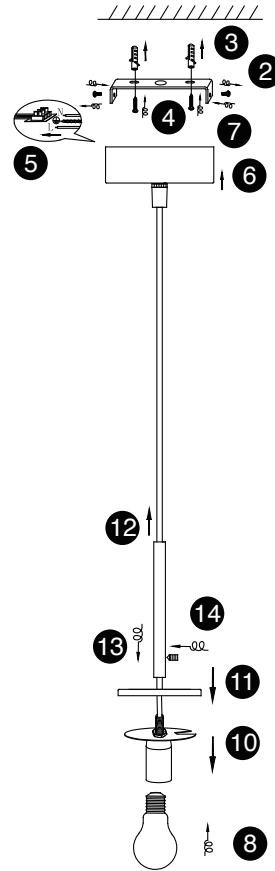
9624065



1



15



9

1. Turn on the general switch
2. Drill holes
3. Apply plastic anchors
4. Apply screws
5. Connect wires
6. Put the canopy in place

7. Apply the side screws
8. By rotating put the bulb in place
9. Apply carefully the acrylic
10. 11. Put the socket in place
12. 13. By rotating place the pendant
14. Apply the side pendant screw
15. Turn on general switch