




CLAVA DINE WOOD

Designed by Søren Ravn Christensen




 Pendant lampshade
Compatible with E26 / E27


 **DIMENSIONS**
Ø: 43 cm / 16.9"
H: 24 cm / 9.4"


 **MATERIAL**
Oak, ash and laminated veneer


 **WEIGHT**
1.4 kg / 3.1 lb


 **WEIGHT INCL. PACKAGING**
3.4 kg / 7.5 lb

 **LIGHT SOURCE**
E26 / E27 - max 15W LED (not included)

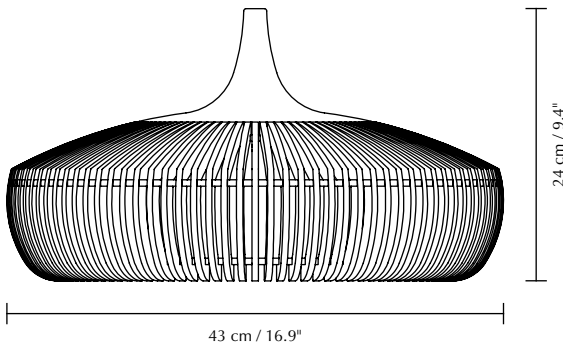
 **PACKAGING DIMENSIONS (L x W x H)**
46.5 x 46.5 x 16.5 cm / 18.3 x 18.3 x 6.5"

 **ASSEMBLY TIME**
5 min

 **MEDIA KIT**
Photos and press material
Download at umage.presscloud.com

 **ORDERING INFORMATION**

Clava Dine Wood oak	#2343
Clava Dine Wood dark oak	#2344
Clava Dine Wood black oak	#2362
Clava Dine Wood white	#2370



Colour variations



oak



dark oak



black oak



white
(RAL: 9003)

RECOMMENDED ACCS.

Cord Set	#4005 / #4006
Canopy	#4007 / #4008 / #4029 / #4030
Swag Kit	#4009 / #4010
Cannonball	#4031 / #4032
Cannonball cluster 2	#4089 / #4091
Cannonball cluster 3	#4090 / #4092
Willow single	#4110 / #4111 / #4132 / #4133
Willow double	#4130 / #4134
Rosette	#4144 / #4145
Cord Set Pro	#4177 / #4178 / #4179 / #4180

RECOMMENDED LIGHT SOURCE(S)

Golden Idea	#4170
-------------	-------


UMAGE

CLAVA DINE WOOD

Designed by Søren Ravn Christensen



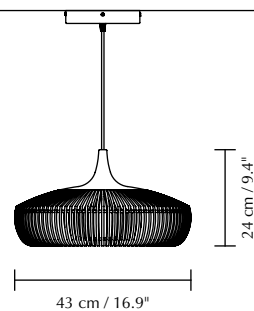
UNIQUE PRECISION AND ACCURACY

The Clava Dine Wood lampshade is designed from a craftsmanship technique that requires a unique precision and accuracy due to the small distance between each lamella. The wooden lamellae are made from laser cut ash and oak veneer with a solid oak top.

The lampshade stands out as a sculptural design piece that creates a playful flash of light on the walls in the surrounding space.

The fidelity of the lamellae creates a beautiful pattern that can be admired from all angles, on the inside as well as on the outside of the lampshade.

Find more info on our website umage.com




UMAGE